

# 2018 R-1 Main Residency Match Data snapshot

April 17, 2018



# Applicant pool breakdown 2018

## First and second iterations combined

Applicant type	Registrants	Inactive/withdrawn applicants	Active applicants	ROL not submitted	Final participants*
CMG	3,021	31	2,990	10	<b>2,980</b>
IMG	2,475	206	2,269	511	<b>1,758</b>
USMG	69	10	59	18	<b>41</b>

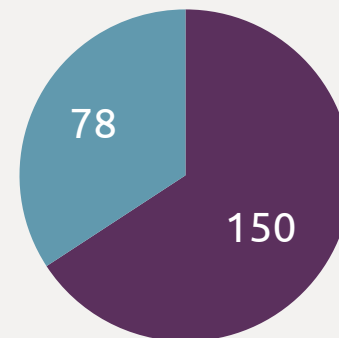
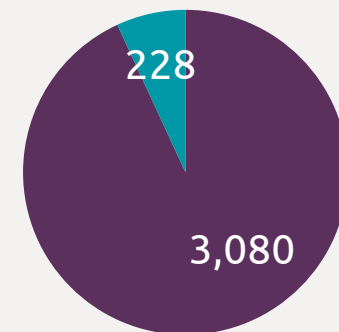
\*Final participants: submitted a rank order list.

Does not double count if an applicant participates in first and second iterations.

# 2018 R-1 match national highlights

First iteration						
Graduate type	Current year			Prior year		
	Matched	% Matched	Unmatched	Matched	% Matched	Unmatched
CMG	2,649	93.0	198	52	64.8	24
USMG	24	70.6	10	0	0.0	3
IMG	117	46.4	135	238	18.6	1,041

Second iteration							
Graduate type	Current year			Prior year			
	Matched	% Matched	Unmatched	Matched	Matched transfer	% Matched	Unmatched
CMG	83	54.6	69	11	13	30.8	54
USMG	0	0.0	2	0	0	0.0	2
IMG	6	7.9	70	36	1	4.4	806



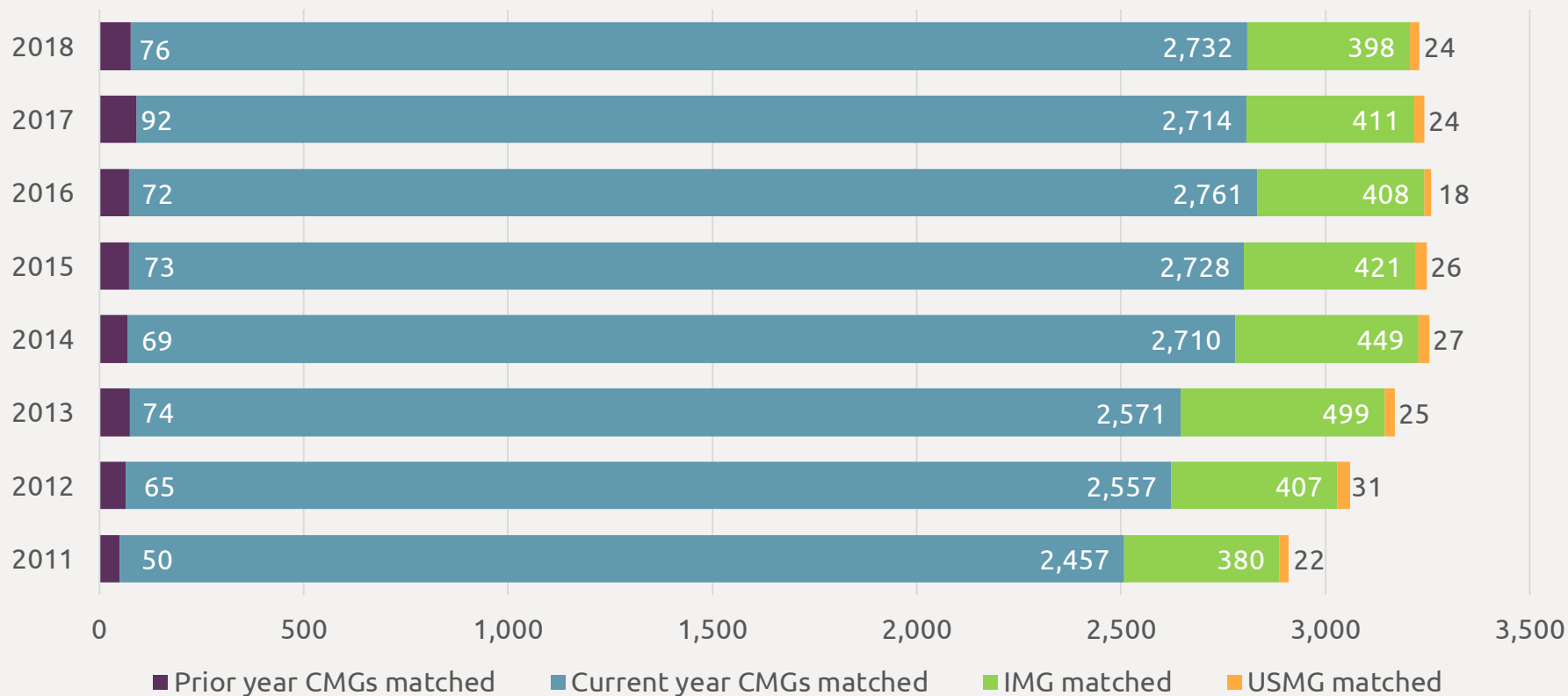
■ Filled    ■ Unfilled

# Summary of 2018 match results

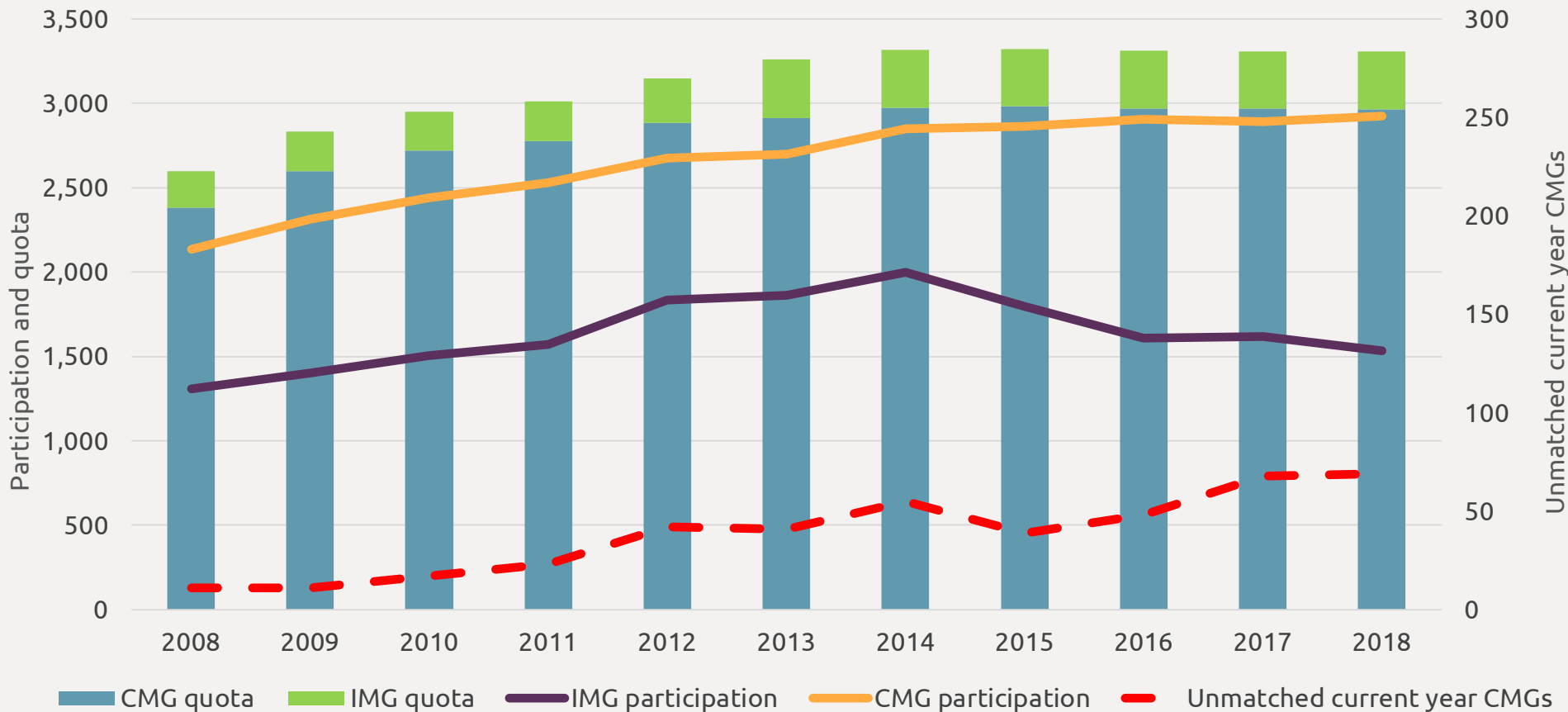
## First and second iterations combined

Applicant type	# matched	% matched
Current year CMG	2,732	<b>96.0</b>
Prior year CMG	76	<b>57.1</b>
IMG	398	<b>22.6</b>
USMG	24	<b>58.5</b>

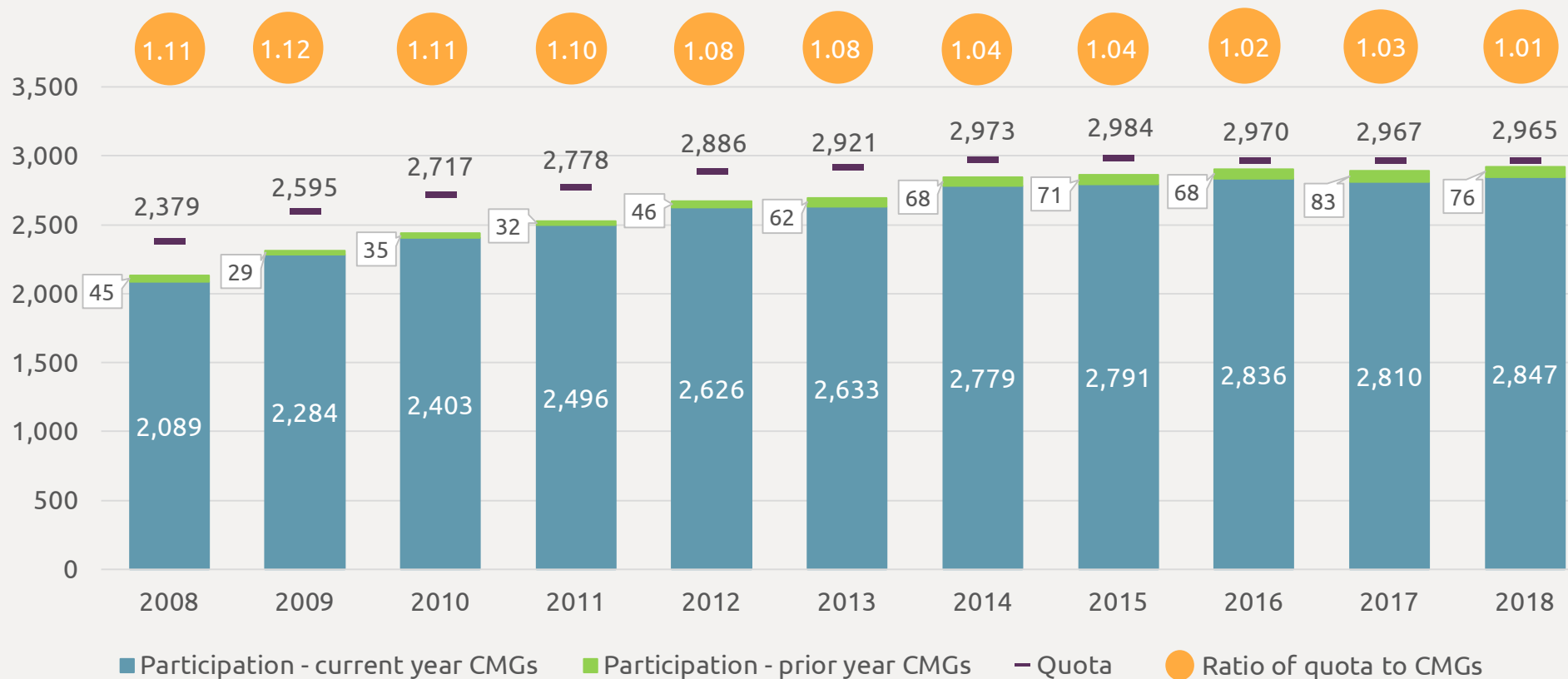
# Who entered postgraduate training in Canada



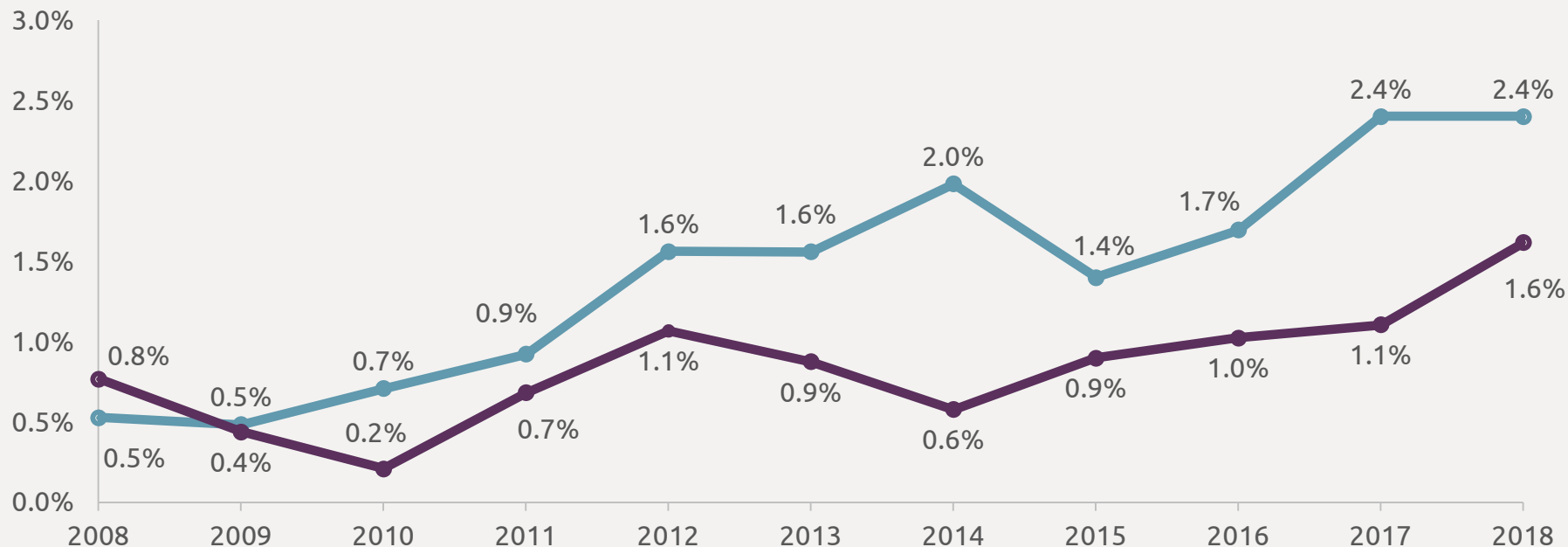
# 1st iteration participation and quota, 2nd iteration unmatched



# CMG quota, participation and ratio



# Unmatched current year CMGs after second iteration



2008	2009	2010	2011	2012	2013	2014	2015	2016	2017	2018
11	11	17	23	42	41	55	39	48	68	69
16	10	5	17	28	23	16	25	29	31	46

— Unmatched current year CMGs after second iteration

— Current year CMGs who did not match in first iteration and did not participate in second iteration



# Match results by school of graduation, first iteration

School of graduation	Matched			Unmatched			Final participation		
	2018 Graduates	Prior year graduates	Total	2018 Graduates	Prior year graduates	Total	2018 Graduates	Prior year graduates	Total
Dalhousie University	101	2	103	5	0	5	106	2	108
McGill University	158	6	164	21	4	25	179	10	189
McMaster University	199	10	209	12	3	15	211	13	224
Memorial University of Newfoundland	74	2	76	3	1	4	77	3	80
Northern Ontario School of Medicine	65	1	66	3	0	3	68	1	69
Queen's University	93	2	95	4	0	4	97	2	99
Université de Montréal	271	9	280	23	2	25	294	11	305
Université de Sherbrooke	180	6	186	15	4	19	195	10	205
Université Laval	193	4	197	6	0	6	199	4	203
University of Alberta	146	0	146	9	0	9	155	0	155
University of British Columbia	266	7	273	18	5	23	284	12	296
University of Calgary	143	1	144	12	0	12	155	1	156
University of Manitoba	100	0	100	7	1	8	107	1	108
University of Ottawa	161	0	161	9	0	9	170	0	170
University of Saskatchewan	92	1	93	5	1	6	97	2	99
University of Toronto	247	0	247	28	2	30	275	2	277
Western University	160	1	161	18	1	19	178	2	180
<b>TOTAL</b>	<b>2,649</b>	<b>52</b>	<b>2,701</b>	<b>198</b>	<b>24</b>	<b>222</b>	<b>2,847</b>	<b>76</b>	<b>2,923</b>

# Match results by school of graduation, second iteration

School of graduation	Matched			Unmatched			Final participation		
	2018 Graduates	Prior year graduates	Total	2018 Graduates	Prior year graduates	Total	2018 Graduates	Prior year graduates	Total
Dalhousie University	2	0	2	3	3	6	5	3	8
McGill University	11	3	14	5	3	8	16	6	22
McMaster University	3	2	5	9	3	12	12	5	17
Memorial University of Newfoundland	1	1	2	0	4	4	1	5	6
Northern Ontario School of Medicine	2	1	3	1	0	1	3	1	4
Queen's University	3	0	3	0	3	3	3	3	6
Université de Montreal	8	1	9	4	2	6	12	3	15
Université de Sherbrooke	9	3	12	3	1	4	12	4	16
Université Laval	1	1	2	0	0	0	1	1	2
University of Alberta	3	1	4	5	1	6	8	2	10
University of British Columbia	6	2	8	4	10	14	10	12	22
University of Calgary	4	2	6	8	5	13	12	7	19
University of Manitoba	5	0	5	2	3	5	7	3	10
University of Ottawa	4	2	6	5	3	8	9	5	14
University of Saskatchewan	2	2	4	3	1	4	5	3	8
University of Toronto	7	2	9	13	6	19	20	8	28
Western University	12	1	13	4	6	10	16	7	23
<b>TOTAL</b>	<b>83</b>	<b>24</b>	<b>107</b>	<b>69</b>	<b>54</b>	<b>123</b>	<b>152</b>	<b>78</b>	<b>230</b>

## Positions by school of residency

School of residency	First iteration			Second iteration	
	Positions available	Positions filled	Positions unfilled	Positions filled	Positions unfilled
Dalhousie University	132	120	12	12	0
McGill University	191	180	11	8	3
McMaster University	216	210	6	6	0
Memorial University of Newfoundland	78	71	7	7	0
Northern Ontario School of Medicine	60	55	5	5	0
Queen's University	128	128	0	0	0
Université de Montreal	296	274	22	6	16
Université de Sherbrooke	200	171	29	12	17
Université Laval	230	182	48	15	33
University of Alberta	195	188	7	6	1
University of British Columbia	346	341	5	1	4
University of Calgary	194	175	19	17	2
University of Manitoba	138	123	15	15	0
University of Ottawa	197	187	10	8	2
University of Saskatchewan	118	100	18	18	0
University of Toronto	407	407	0	0	0
Western University	182	168	14	14	0
<b>TOTAL</b>	<b>3308</b>	<b>3080</b>	<b>228</b>	<b>150</b>	<b>78</b>

## Positions by discipline (1 of 2)

Discipline	First iteration			Second iteration	
	Positions available	Positions filled	Positions unfilled	Positions filled	Positions unfilled
Anatomical Pathology	46	39	7	6	1
Anesthesiology	113	112	1	1	0
Cardiac Surgery	8	8	0	0	0
Dermatology	29	28	1	1	0
Diagnostic Radiology	88	82	6	5	1
Emergency Medicine	72	72	0	0	0
Family Medicine	1,532	1,374	158	93	65
Family Medicine integrated Emergency Medicine	2	2	0	0	0
General Pathology	9	5	4	4	0
General Surgery	86	86	0	0	0
Hematological Pathology	4	3	1	1	0
Internal Medicine	506	487	19	18	1
Medical Genetics and Genomics	8	7	1	0	1
Medical Microbiology	8	4	4	0	4
Neurology	50	49	1	1	0
Neurology - Pediatric	10	9	1	1	0
Neuropathology	4	2	2	1	1
Neurosurgery	21	21	0	0	0
Nuclear Medicine	8	6	2	1	1
Obstetrics and Gynecology	83	83	0	0	0

## Positions by discipline (2 of 2)

Discipline	First iteration			Second iteration	
	Positions available	Positions filled	Positions unfilled	Positions filled	Positions unfilled
Ophthalmology	39	39	0	0	0
Orthopedic Surgery	54	54	0	0	0
Otolaryngology - Head and Neck Surgery	29	29	0	0	0
Otolaryngology - Head and Neck Surgery - Research Track	1	1	0	0	0
Pediatrics	149	149	0	0	0
Pediatrics - MD-PHD stream	1	1	0	0	0
Physical Medicine & Rehabilitation	31	29	2	1	1
Plastic Surgery	20	20	0	0	0
Plastic Surgery - Clinician Investigator Program	1	1	0	0	0
Plastic Surgery - Research Track	1	1	0	0	0
Psychiatry	206	196	10	9	1
Public Health and Preventive Medicine	11	7	4	4	0
Public Health and Preventive Medicine including Family Medicine	14	11	3	3	0
Radiation Oncology	23	23	0	0	0
Urology	32	32	0	0	0
Vascular Surgery	9	8	1	0	1
<b>TOTAL</b>	<b>3,308</b>	<b>3,080</b>	<b>228</b>	<b>150</b>	<b>78</b>

Thank you

