

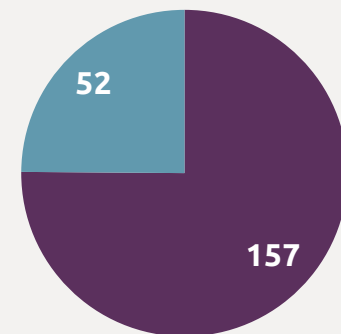
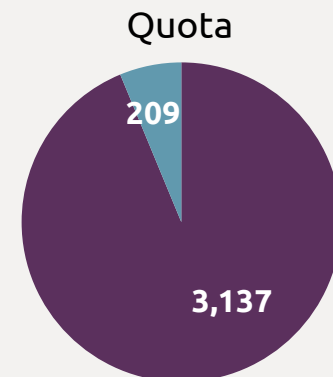
2019 R-1 match data snapshot



2019 R-1 match national highlights

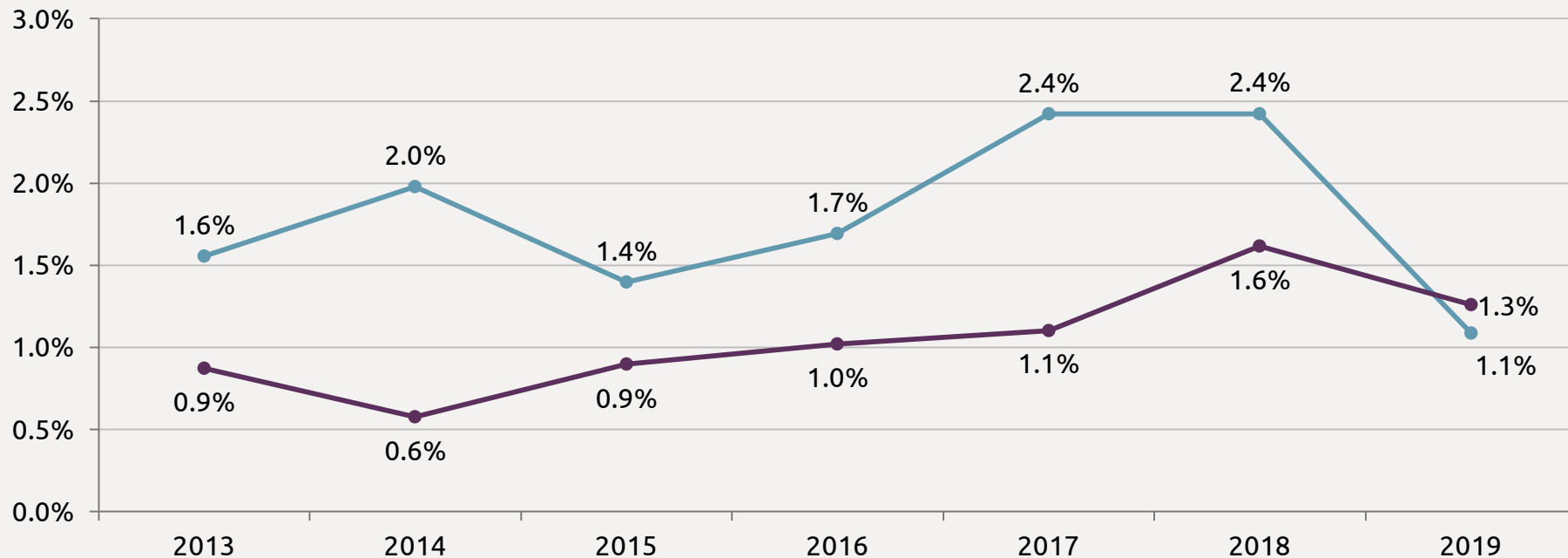
First iteration						
Applicant type	Current year graduates			Previous years graduates		
	Matched	% Matched	Unmatched	Matched	% Matched	Unmatched
CMG	2,700	94.5%	157	60	77.9%	17
USMG	18	56.3%	14	3	100.0%	0
IMG	117	50.0%	117	239	18.5%	1,051

Second iteration							
Applicant type	Current year graduates			Previous years graduates			
	Matched	% Matched	Unmatched	Matched without prior PG training	Matched with prior PG training	% Matched	Unmatched
CMG	92	74.8%	31	8	21	48.3%	31
USMG	1	50.0%	1	0	0	0.0%	1
IMG	10	12.8%	68	24	1	3.4%	705



■ Filled ■ Unfilled

Unmatched current year CMGs after second iteration



2013	2014	2015	2016	2017	2018	2019
41	55	39	48	68	69	31
23	16	25	29	31	46	36

— Unmatched current year CMGs after 2nd iteration

— Current year CMGs who did not match in first iteration and did not participate in second iteration

2019 positions by discipline (1 of 2)

Discipline	First iteration			Second iteration	
	Positions available	Positions filled	Positions unfilled	Positions filled	Positions unfilled
Anatomical Pathology	48	30	18	10	8
Anesthesiology	121	121	0	0	0
Cardiac Surgery	12	12	0	0	0
Dermatology	31	31	0	0	0
Diagnostic Radiology	85	80	5	5	0
Emergency Medicine	76	75	1	1	0
Family Medicine	1,552	1,414	138	105	33
Family Medicine integrated Care of the Elderly	1	1	0	0	0
Family Medicine integrated Emergency Medicine	2	2	0	0	0
General Pathology	8	4	4	3	1
General Surgery	83	83	0	0	0
Hematological Pathology	2	1	1	0	1
Internal Medicine	511	501	10	10	0
Medical Genetics and Genomics	10	9	1	0	1
Medical Microbiology	8	3	5	2	3
Neurology	53	48	5	4	1
Neurology - Pediatric	11	8	3	3	0
Neuropathology	3	1	2	0	2
Neurosurgery	17	17	0	0	0

2019 positions by discipline (2 of 2)

Discipline	First iteration			Second iteration	
	Positions available	Positions filled	Positions unfilled	Positions filled	Positions unfilled
Nuclear Medicine	8	6	2	2	0
Obstetrics and Gynecology	86	86	0	0	0
Ophthalmology	39	39	0	0	0
Orthopedic Surgery	52	52	0	0	0
Otolaryngology - Head and Neck Surgery	28	28	0	0	0
Pediatrics	145	144	1	1	0
Pediatrics - Clinician Investigator Program	1	1	0	0	0
Pediatrics - MD-PHDrstream	1	1	0	0	0
Physical Medicine & Rehabilitation	30	30	0	0	0
Plastic Surgery	25	25	0	0	0
Psychiatry	204	198	6	6	0
Psychiatry - Research Track	2	2	0	0	0
Public Health and Preventive Medicine	10	7	3	3	0
Public Health and Preventive Medicine including Family Medicine	15	13	2	1	1
Radiation Oncology	21	21	0	0	0
Urology	35	35	0	0	0
Vascular Surgery	10	8	2	1	1
TOTAL	3,346	3,137	209	157	52