

A photograph of two medical residents, a man and a woman, standing in front of a brick building with large windows. The man is on the left, wearing blue scrubs and a red stethoscope, holding a tablet. The woman is on the right, wearing green scrubs and a blue stethoscope. Both are smiling at the camera.

# 2021 R-1 Main Residency Match Data snapshot

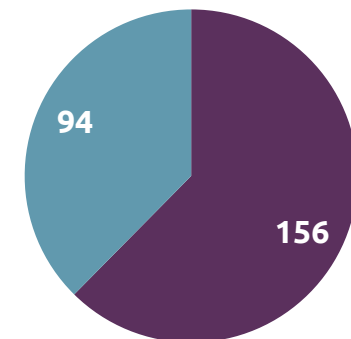
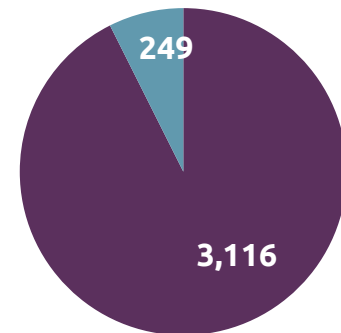
May 20, 2021

# 2021 R-1 match national highlights

First iteration						
Applicant type	Current year graduates			Previous years graduates		
	Matched	% Matched	Unmatched	Matched	% Matched	Unmatched
CMG	2,696	94.5%	158	50	82.0%	11
USMG	9	75.0%	3	0	0.0%	2
IMG	110	71.4%	44	251	24.3%	781

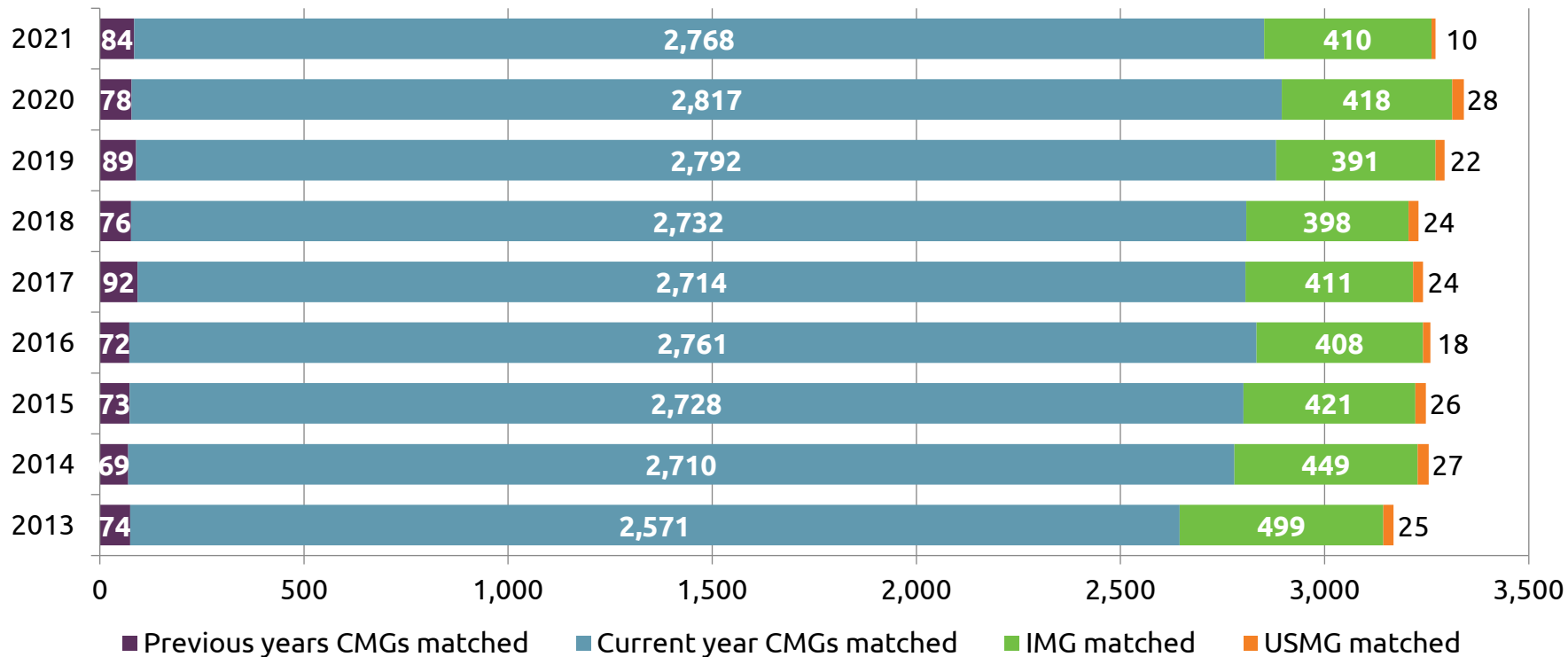
Second iteration							
Applicant type	Current year graduates			Previous years graduates			
	Matched	% Matched	Unmatched	Matched without prior PG training	Matched with prior PG training	% Matched	Unmatched
CMG	72	68.6%	33	6	28	51.5%	32
USMG	0	0%	0	1	0	25.0%	3
IMG	11	22.9%	37	38	0	5.9%	611

### Quota

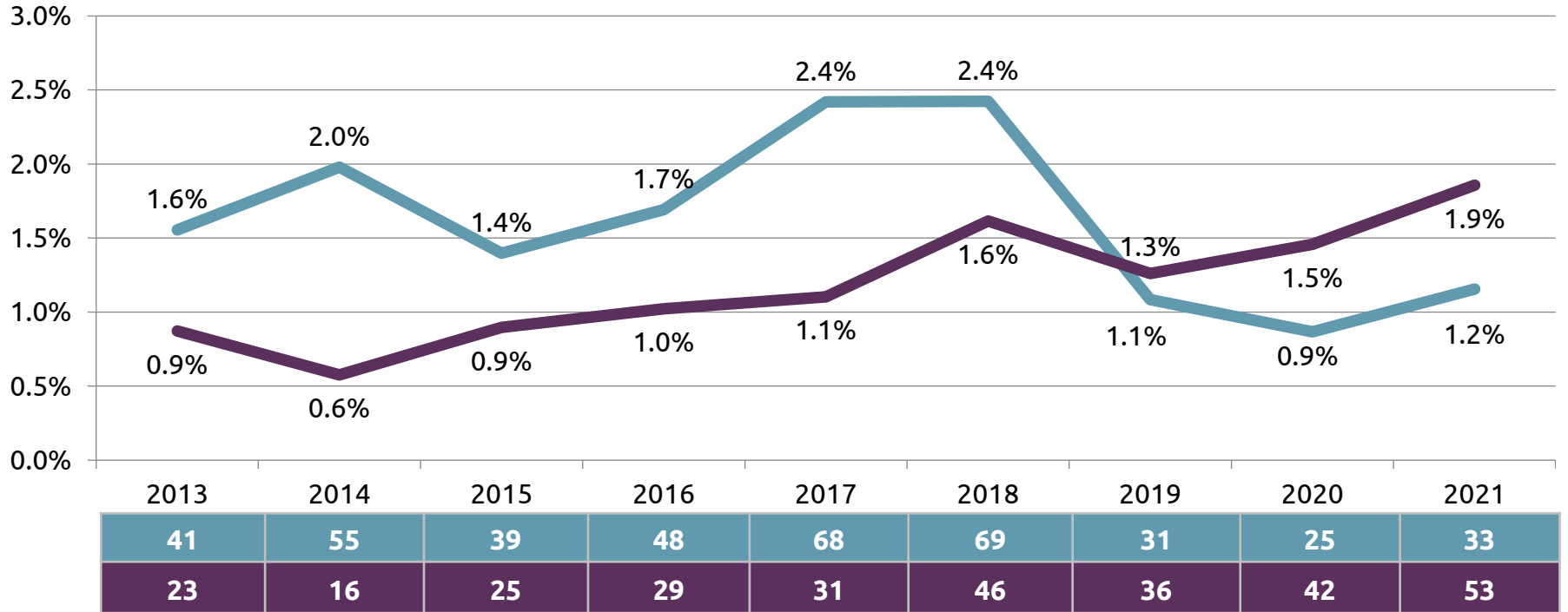


■ Filled ■ Unfilled

# Who entered postgraduate training in Canada



# Unmatched current year CMGs after second iteration



— Unmatched current year CMGs after 2nd iteration

— Current year CMGs who did not match in first iteration and did not participate in second iteration

# 2021 positions by discipline (1 of 2)

Discipline	First iteration			Second iteration	
	Positions available	Positions filled	Positions unfilled	Positions filled	Positions unfilled
Anatomical Pathology	41	35	6	5	1
Anesthesiology	128	127	1	1	0
Anesthesiology - Clinician Investigator Program	2	2	0	0	0
Cardiac Surgery	11	10	1	1	0
Dermatology	28	28	0	0	0
Diagnostic Radiology	83	83	0	0	0
Emergency Medicine	77	77	0	0	0
Family Medicine	1,561	1,354	207	120	89
Family Medicine integrated Emergency Medicine	2	2	0	0	0
General Pathology	9	3	6	5	1
General Surgery	84	84	0	0	0
Hematological Pathology	5	4	1	0	1
Internal Medicine	509	509	0	0	0
Medical Genetics and Genomics	9	9	0	0	0
Medical Microbiology	7	5	2	1	1
Neurology	56	55	1	1	0
Neurology - Pediatric	9	9	0	0	0
Neuropathology	3	1	2	2	0
Neurosurgery	19	19	0	0	0
Nuclear Medicine	9	6	3	2	0

# 2021 positions by discipline (2 of 2)

Discipline	First iteration			Second iteration	
	Positions available	Positions filled	Positions unfilled	Positions filled	Positions unfilled
Obstetrics and Gynecology	88	88	0	0	0
Ophthalmology	39	39	0	0	0
Orthopedic Surgery	55	55	0	0	0
Otolaryngology - Head and Neck Surgery	25	25	0	0	0
Pediatrics	150	147	3	3	0
Pediatrics - Clinician Investigator Program	1	1	0	0	0
Pediatrics - MD-PHD stream	1	1	0	0	0
Pediatrics - Research Track	1	1	0	0	0
Physical Medicine & Rehabilitation	31	31	0	0	0
Plastic Surgery	24	24	0	0	0
Plastic Surgery - Research Track	1	1	0	0	0
Psychiatry	203	197	6	6	0
Psychiatry - Research Track	2	2	0	0	0
Public Health and Preventive Medicine	9	6	3	3	0
Public Health and Preventive Medicine including Family Medicine	16	14	2	1	1
Radiation Oncology	23	19	4	4	0
Urology	33	33	0	0	0
Vascular Surgery	11	10	1	1	0
<b>Total</b>	<b>3,365</b>	<b>3,116</b>	<b>249</b>	<b>156</b>	<b>94</b>